



Pearson

## Registro en Mastering Physics

Antes de comenzar tu registro por favor verifica que cuentas con lo siguiente:

- Código del curso**, proporcionado por tu profesor. Por ejemplo: **MPMONTAS80371**
- Código de acceso**, disponible en tu libro o tarjeta raspable. Por ejemplo:  
**FSCUST-RADIO-CURVA-ACERO-TRIZA-DILES**
- Cuenta de **correo electrónico** vigente.
- Contraseña** fácil de recordar con 8 caracteres, combinando mayúsculas, minúsculas y números; no puede contener tu nombre, espacios o signos. Por ejemplo: **Fisica18**

### Instrucciones:

- Ingresa a <https://registration.mypearson.com/> y coloca el código del curso proporcionado por tu profesor en el campo correspondiente, da clic en "Continue".

The screenshot shows a web browser window with the URL <https://registration.mypearson.com>. The page header includes the Pearson logo and the slogan "ALWAYS LEARNING". Below the header, there is a "Register" link and a "Help" button. The main content area features a form titled "Enter Your Course ID" with a yellow circle and the number "1" highlighting the "Continue" button. The "Course ID" field contains the text "professor12345".

- Selecciona la opción de la derecha "Create a Pearson Account", da clic en "Create".

The screenshot shows the same registration page, but now the "Create a Pearson Account" section is highlighted. It features a "Create" button with a yellow circle and the number "2" next to it. The section also includes a "Sign In with Your Pearson Account" section with fields for "Username" and "Password", and a "Your Course" section with details for "Copy of Best of Homework Assignments for Walker, Pearson Physics, 1e".

3. Registra los datos que se solicitan en el formulario.

**Create an Account**

Your account gives you access to Pearson products. [Sign in](#) if you already have an account.

Email Address

Username

Password

Re-enter Password

First Name

Last Name

Security Question

Security Answer

4. Si trabajas con algún otro producto Pearson, por ejemplo MyMathLab o MyEnglishLab, es posible que te pida ingresar a tu cuenta ya existente. Para evitar problemas al unir las cuentas, selecciona la opción "Close" y crea un usuario específico para Física. Tu correo será el mismo, pero el username, diferente.

You may already have an account using  
account@hotmail.com

**Sign In with Your Pearson Account**

Username

Password

[Forgot your username or password?](#)

5. Es necesario aceptar términos y condiciones, la segunda opción no es obligatoria, pero te recomendamos marcarla para recibir avisos de mantenimiento de la plataforma. Da clic en "Create Account"

**Pearson Education End User License Agreement and Privacy Policy**

Please read the following carefully

By clicking "I accept" or "I agree" or using the services you are entering into a binding contract with Pearson Education, Inc. and its affiliates. (collectively, "Pearson")

**IMPORTANT:** If you are a minor (a minor often is someone under the age of 18), you may not register for, or otherwise access, the Services (as defined below), nor may you consent to the terms of this End User

I accept the [license agreement](#)

I want to help improve Pearson products and learn about new offers

6. En la siguiente pantalla, selecciona la primera opción "Use an Access Code" al dar clic en el botón "Access Code".

**PEARSON** ALWAYS LEARNING

Register Help


**i** account@hotmail.com, you've successfully created a Pearson account!  
To continue, select an option below.

**Select an Option**

**Use an Access Code**

A prepaid access code might come with your textbook or in a separate kit.

**Access Code** 6



**Use a Credit Card or PayPal**

Online purchase for MasteringPhysics for Walker, Pearson Physics, 1/e without eText

**\$56.30 USD**

Online purchase for MasteringPhysics for Walker, Pearson Physics, 1/e with eText

**\$110.00 USD**

**Your Course**

**Copy of Best of Homework Assignments for Walker, Pearson Physics, 1e**  
Course ID: mpmontes80372  
Taught by Robert Montes  
Course ends Dec 16, 2018

Not your course? [Enter a different course ID.](#)

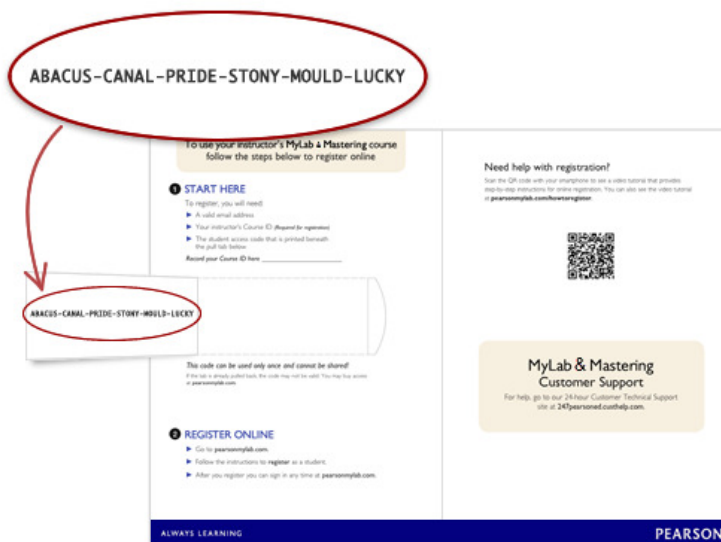
7. Ingresa el código de acceso, recuerda que está conformado por letras mayúsculas. Da clic en "Finish".

### Access Code

Enter a prepaid access code in the boxes, or paste the entire access code into the first box.

Access Code

ABACUS - CANAL - PRIDE - STONY - MOULD - LUCKY **Finish** 7



**ABACUS-CANAL-PRIDE-STONY-MOULD-LUCKY**

To use your instructor's MyLab & Mastering course follow the steps below to register online

**START HERE**

- To register, you will need:
  - A valid email address
  - Your instructor's Course ID (shared by register)
  - The student access code that is printed beneath the pad lock below


Repeat your Course ID here \_\_\_\_\_

**REGISTER ONLINE**

- Go to [pearsonmylab.com](https://pearsonmylab.com)
- Follow the instructions to register as a student
- After you register you can sign in any time at [pearsonmylab.com](https://pearsonmylab.com)

**Need help with registration?**

Scan the QR code with your smartphone to ask a customer service specialist for step-by-step instructions for online registration. You can also see the video tutorial at [pearsonmylab.com/howto/register](https://pearsonmylab.com/howto/register)



**MyLab & Mastering Customer Support**

For help, go to our 24-hour Customer Technical Support site at [24hoursound.com/help.com](https://24hoursound.com/help.com).

ALWAYS LEARNING PEARSON

8. Recibirás un mensaje confirmando tu registro. Es **MUY importante** que no cierres esta página, y continúes el alta dando clic en el botón "Go to My courses".

## You're done!

Check your email for a registration confirmation.

[Print this page as your receipt.](#)

**Your Course**

**Copy of Best of Homework Assignments for Walker, Pearson Physics, 1e**  
Course ID: mpmontes80372  
Taught by Robert Montes  
Course ends Dec 16, 2018

[Go to My Courses](#) **8**

9. Para sumarte a la clase del profesor, necesitarás seleccionar la opción "Yes" e ingresar nuevamente el código del curso de tu profesor. Da clic en "Continue"

Welcome to MasteringPhysics

**Join Your Online Course**

Did you receive a Course ID from your instructor?

Yes  No

[What's a Course ID?](#)

Please enter the Course ID provided by your instructor:

[Continue](#) **9**

10. A continuación te solicitará el Student ID, ingresa tu matrícula completa y da clic en "Continue".


Welcome to MasteringPhysics

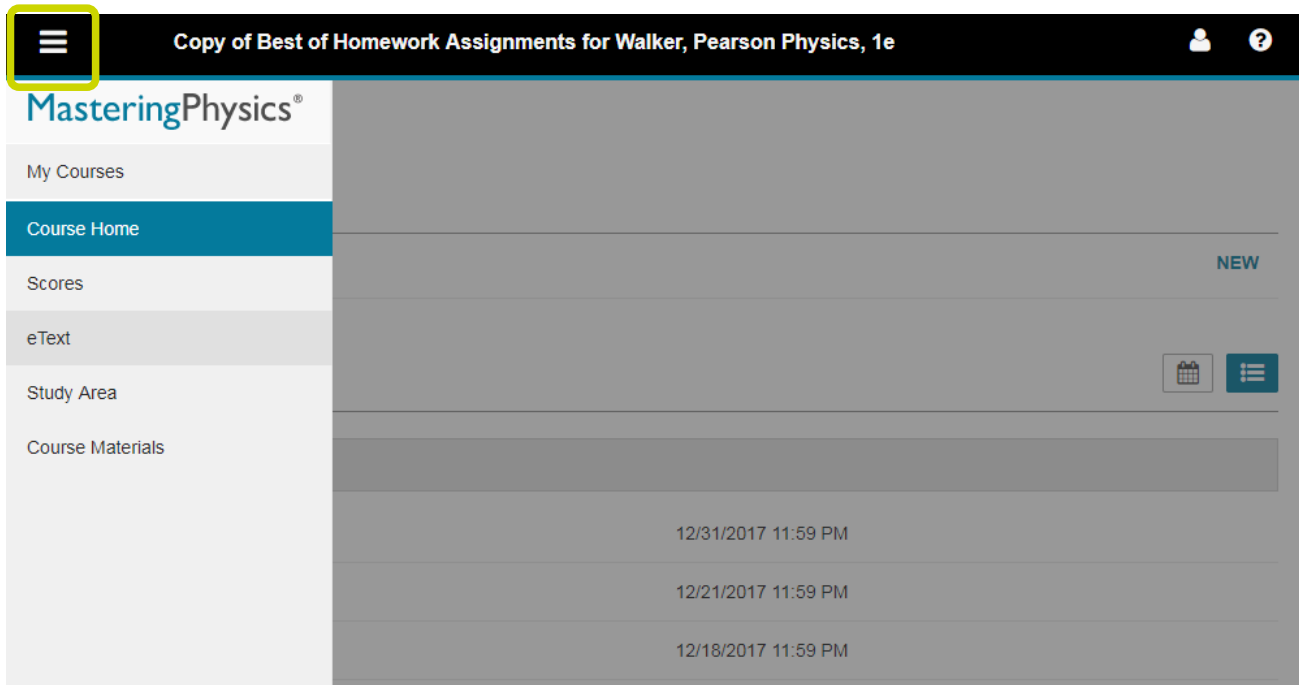
**Your Student ID**

Please enter your Student ID:

Don't know what to enter? [Contact your instructor for help.](#)

[Continue](#) [Skip This Step](#) (You can enter this later.) **10**

Al ver esta pantalla confirmarás que has concluido con éxito tu registro, utiliza el ícono  para ocultar y mostrar el menú.



A partir de ahora, ingresa al curso utilizando tu usuario y contraseña desde la página: <https://www.masteringphysics.com/site/login.html>

En caso de alguna dificultad técnica por favor escribe a **soporte@pearson.com**