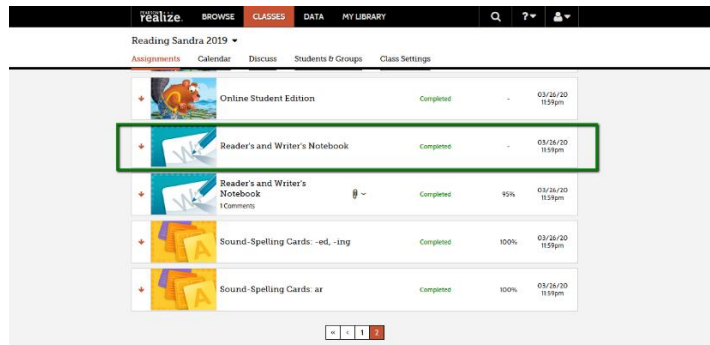


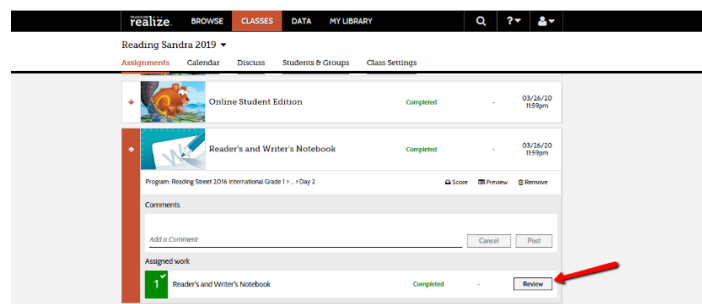
PEARSON REALIZE

How to check student's worksheets form Reader's and Writer's Notebook done in the platform and sent to the teacher.


1. Open your account, go to classes, assignments, assignments by student. Click on the work you want to review.



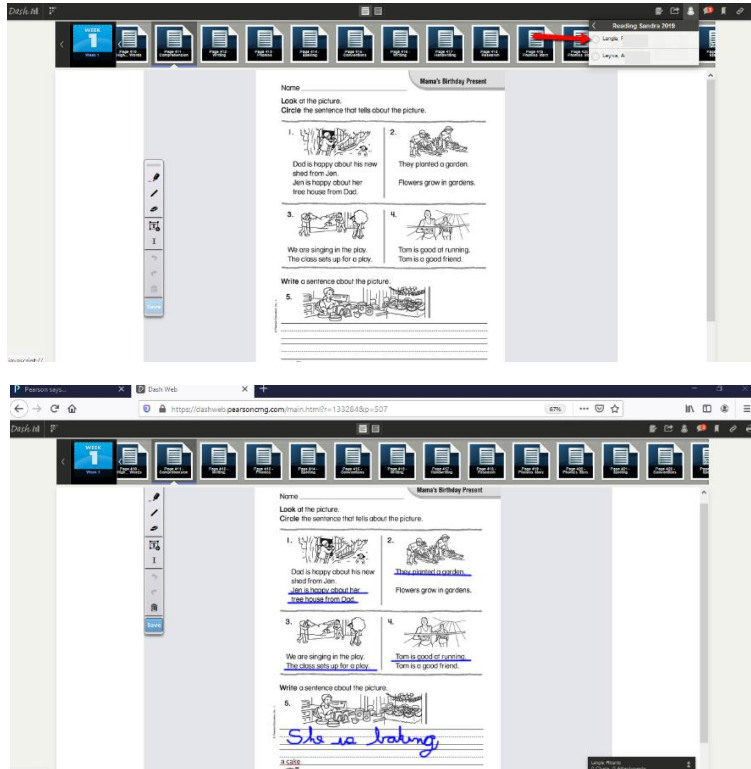
2. Then click on review.



3. Once the practice page has opened, click on the icon that looks like a person, your groups will be displayed. Choose the class whose work you are checking.



4. As you click on the group, you'll see the name of your students displayed, click the circle of the student's work you are checking, and the work will appear.



5. Now, you can review the work. If you want to write a note to your student, use the tools on the side. When your student opens his page and looks at the practice page again, he'll see what you have written.

